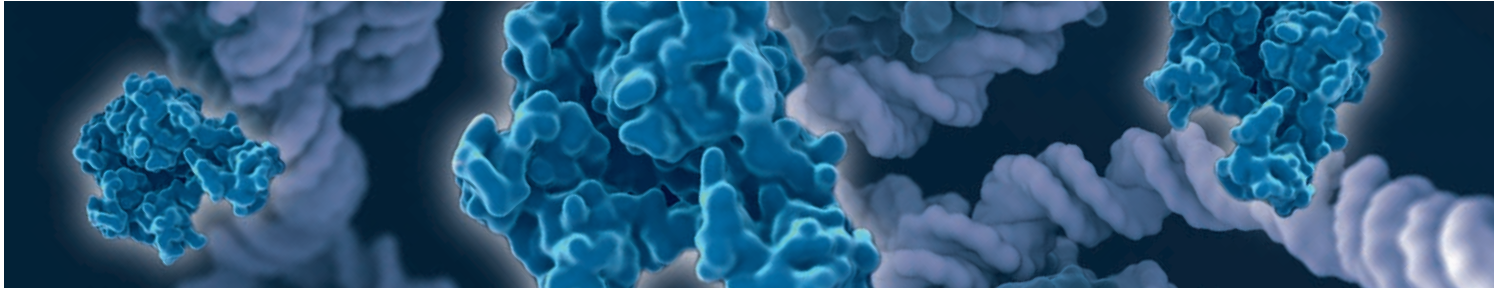


Chromatin Profiling Just Got Faster with CUT&Tag!



Introducing CUT&Tag!

Cell Signaling Technology (CST) is expanding our chromatin profiling portfolio to include CUT&Tag. Enjoy the flexibility of choosing between our complete CUT&Tag Assay Kit or ordering just the reagents you need.

The Cleavage Under Targets & Tagmentation (CUT&Tag) is a faster, more cost-friendly alternative to ChIP-seq. Investigate protein-DNA interactions with fewer cells compared to ChIP-seq in less time than it takes for CUT&RUN.

Streamlined DNA Library Prep

CUT&Tag cuts out the *in vitro* adaptor ligation step, saving you precious time and allowing you to move directly to PCR amplification of your library. That allows you to go from cells to a DNA library 25% faster than CUT&RUN!

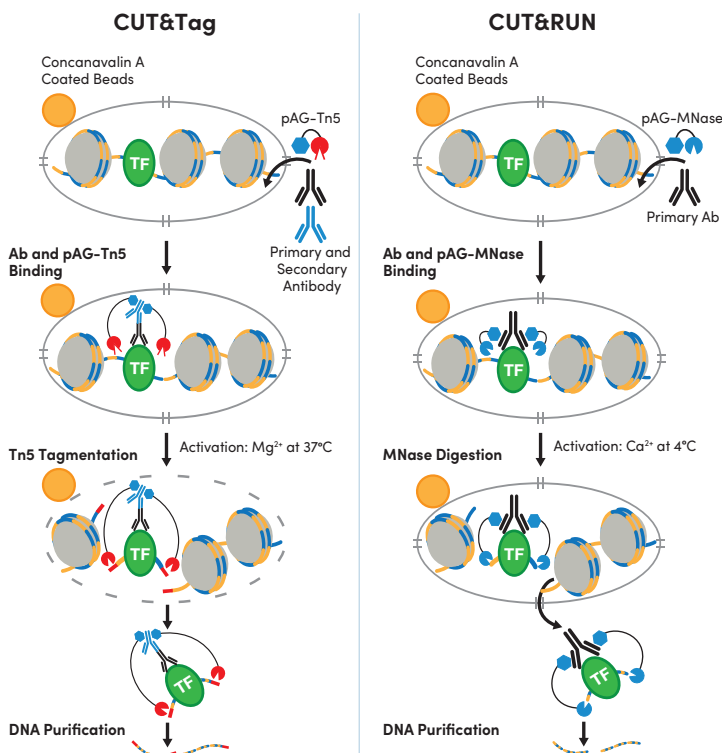
Enjoy the Benefits of CUT&Tag

Faster time to results	1-2 days from cells to DNA library. CUT&Tag is 25% quicker than CUT&RUN due to streamlined library prep
Low sample requirement	~40x less sample than ChIP-Seq
Low sequencing depth = sequencing cost savings	Only ~2 million high-quality reads are required due to low background
<i>In vivo</i> method	Assays are performed using native chromatin, eliminating cross-linking artifacts

When to Use CUT&Tag vs CUT&RUN

Both CUT&Tag and CUT&RUN help you unravel protein-DNA interactions when you are short on time and/or sample. Use the table below to figure out which method is the right one for you.

	CUT&Tag	CUT&RUN
Compatible with Histones	✓	✓
Compatible with Transcription Factors	Depends	✓
Compatible with Cofactors	Depends	✓
Compatible with qPCR	X	✓
Compatible with NG-seq	✓	✓
DNA Library Prep	<i>In vivo</i>	<i>In vitro</i>
Cells to DNA Library	1-2 days	2-3 days
Low Cell	✓	✓
Single Cell Amenable	✓	X
Sequencing Depth	2 M	3-5 M

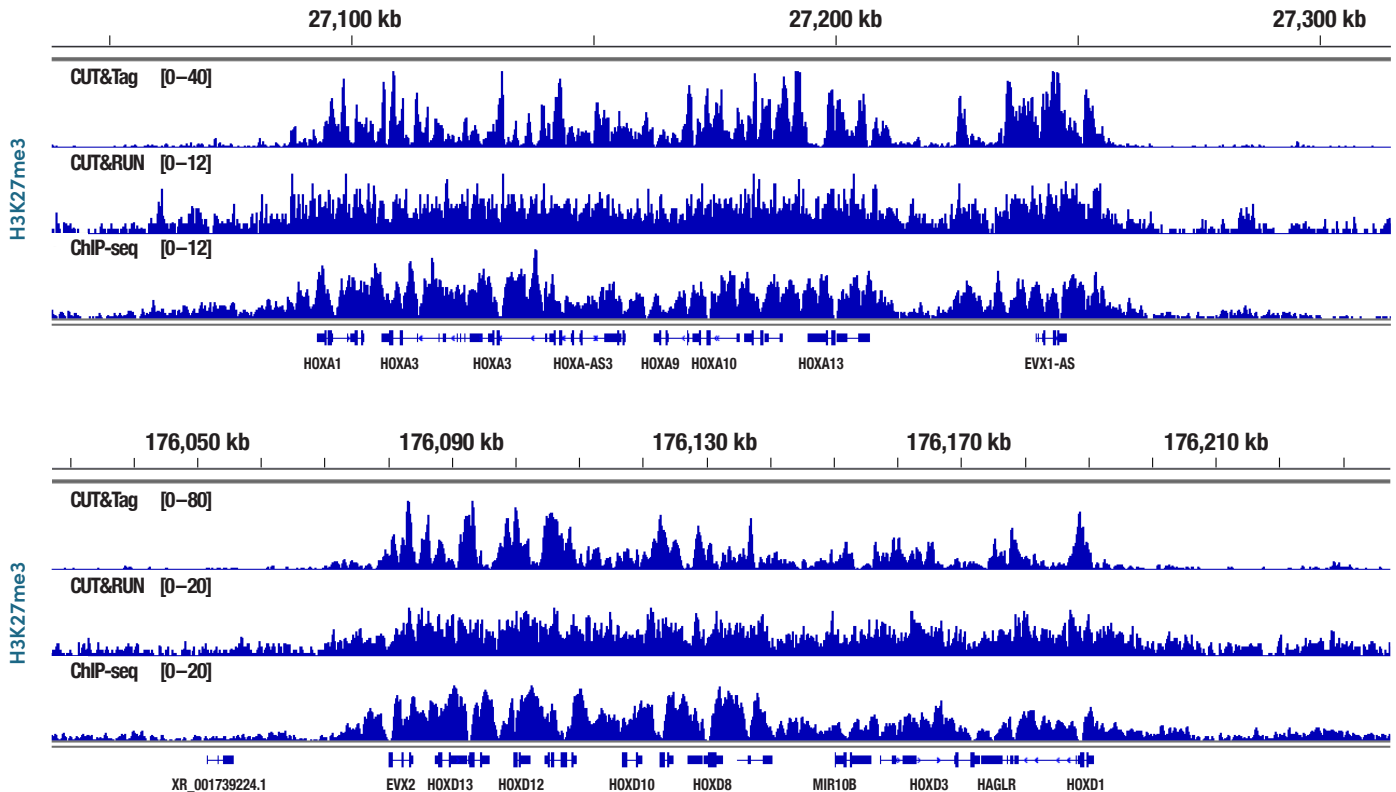


Learn more at:
cst-science.com/CUT-Tag

Chromatin Profiling Just Got Faster with CUT&Tag

CST® CUT&Tag Reagents: Validated with Rigor

Cell Signaling Technology® CUT&Tag reagents are validated with the same rigor applied to other products to ensure performance. You'll get the reliability required to generate data you can trust every time and comparable results across any CST ChIP, CUT&RUN, and CUT&Tag kit, as demonstrated below.



CUT&Tag, CUT&RUN and ChIP-seq assays were performed with NCCIT cells and Tri-Methyl-Histone H3 (Lys27) (C36B11) Rabbit mAb #9733, using the CUT&Tag Assay Kit #77552, the CUT&RUN Assay Kit #86652, or the SimpleChIP® Plus Enzymatic Chromatin IP Kit (Magnetic Beads) #9005. DNA libraries were prepared using the CUT&Tag Dual Index Primers and PCR Master Mix for Illumina Systems #47415 for CUT&Tag samples and the DNA Library Prep Kit for Illumina Systems (ChIP-seq, CUT&RUN) #56795 for ChIP-seq and CUT&RUN samples. The upper panel compares enrichment around HoxA genes, while the lower panel compares enrichment around HoxD genes, both are known target genes of H3K27me3.

CUT&Tag Products

Products

#77552	CUT&Tag Assay Kit
#79561	CUT&Tag pAG-Tr5 (Loaded)
#47415	CUT&Tag Dual Index Primers and PCR Master Mix for Illumina Systems
#63228	CUT&Tag PCR Master Mix

Products

#35401	Goat Anti-Rabbit IgG (H&L) Antibody
#52885	Donkey Anti-Mouse IgG (H&L) Antibody
#2729	Normal Rabbit IgG
#68660	Normal Mouse IgG

For a complete listing of CUT&Tag products, visit: cst-science.com/CUT-Tag-Products.

CUT&Tag provided under a license from Active Motif, Inc. under U.S. Patent No. 10,689,643 and 9,938,524, foreign equivalents, and child patents deriving therefrom. For purchaser's internal research use only. May not be used for resale, services, or other commercial use. | U.S. Patent No. 11,733,248, foreign equivalents, and child patents deriving therefrom.

Learn more at:
cst-science.com/CUT-Tag

For Research Only. Not for Use in Diagnostic Procedures.

